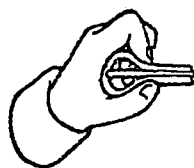


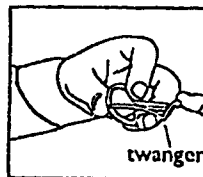
JHP

JAW HARP

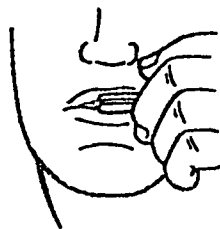
Instructions




Hold your jaw harp in your left hand firmly with the metal twanger pointing away from you.



While holding the harp in front of you with the tip of the twange pointing away from you place your index finger on the tip and pull it straight back toward you and let go.



Spreading your teeth about 3/8" apart, put the harp tightly against your front teeth. You do this to allow the metal twanger to pass between your top and bottom teeth. Be sure your lips are not over your teeth. It is important that the metal frame directly touches your teeth.



Using your pointing finger pull the twanger towards you and let go. Be sure your tongue is out of the way. You should hear the twanging sound when you let go. For maximum sound have your teeth toward the open end of the jaw harp. To create more volume and rhythm, lightly breathe across the harp as you play it. Move your tongue for different notes.

Schylling