

WARNING: CHOKING HAZARD - Children under eight yrs. can choke or suffocate on uninflated or broken balloons. Adult supervision required. Keep uninflated balloons from children. Discard broken balloons at once.

Balloons made of natural rubber latex. This toy contains a functional sharp point. Please retain this packaging for future reference. Colors, decoration and specification may vary from illustration. Manufactured for: Big Time Toys, LLC, 708 Berry Road Nashville, TN 37204

Questions or Comments? 800 4193810 www.bigtimetoys.com



1. Fill the balloon with cold water. Place the balloon inside the Splash Out.
2. Players form a circle and decide who will start the game. The first player then winds the ball timer and throws the ball to the next player.
3. Players continue throwing the ball to the next player until time is up and the balloon bursts.
4. The player in whose hands the balloon bursts loses and is eliminated.
5. The game continues until only one player remains, the Splash Out winner!



Figure 4

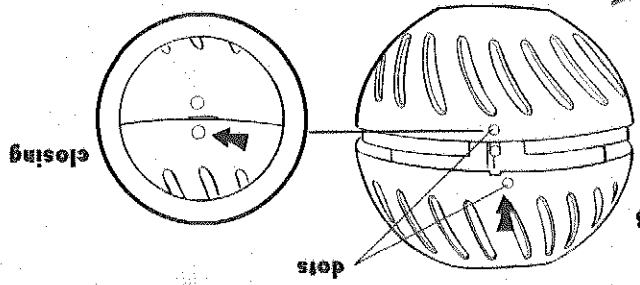
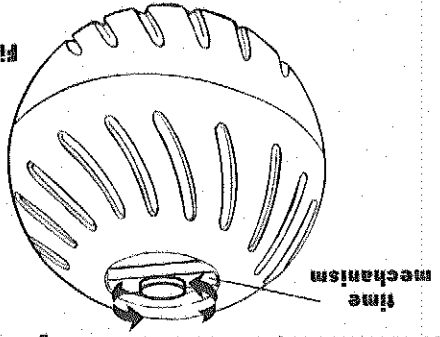


Figure 3

Wind the timer mechanism FULLY by turning it in the direction shown in Fig. 4. Do not use excessive force, and don't overwind. NOTE: If the timer mechanism is not fully wound, the balloon may not burst. The mechanism will only work if the ball is correctly closed and the two halves are fitted perfectly into each other. Do not speed up the timer by forcing the mechanism, as this could damage it.



1. Place the balloon sideways, with the knot facing the ring that divides both halves of the ball (Fig. 2).
2. Close the ball by placing the other half on top, aligning the dots as shown in Fig. 3. Fit both halves together by turning the upper half clockwise.

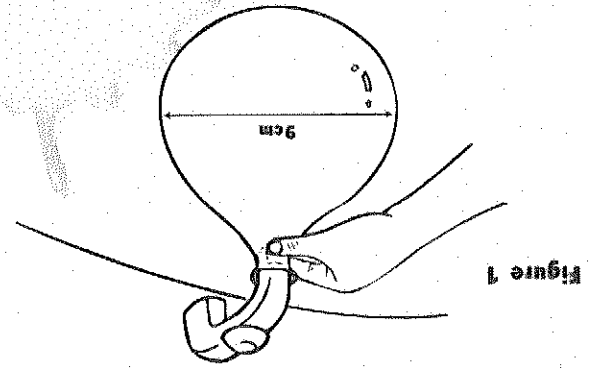



Figure 1

1. Fill the balloon by fitting it over a tap (Fig. 1). Use only COLD WATER and fill until it is approximately 9 cm in diameter at its widest point. NOTE: Wide tap heads may burst the balloon.
2. Tie a knot in the end of the balloon. NOTE: Always use the same balloon size as the ones included with the game, i.e., size 4 water balloon.

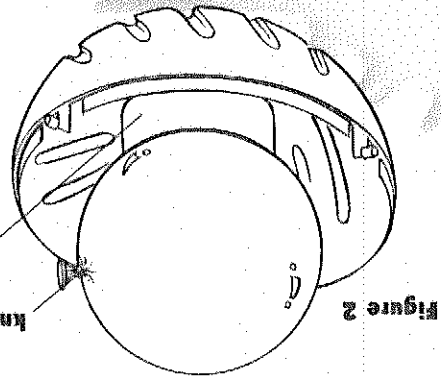


Figure 2

INSTRUCTIONS

Splash Out!
An exciting action game, avoid being soaked!!!

HURRY, pass it on!!!
If time runs out...you get WET!



AG 1081
to